

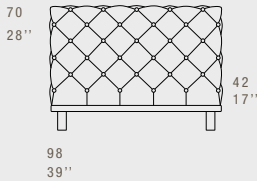
ASTON

STANDARD FEATURES

- Hard wood frame, seat suspensions in reinforced elastic webbing.
- Seat depth 68 cm - 27".
- Seat height 42 cm - 17".
- Armrest width 29 cm - 11".
- Armrest height 70 cm - 28".
- Seat cushions in polyurethane covered with feather.
- Frame padding in polyurethane.
- Legs covered with leather height 10 cm - 4".
- Folding bed not available.
- Handmade Capitonné.

CARATTERISTICHE STANDARD

- Struttura in legno e multistrato, molleggio seduta con cinghie elastiche.
- Profondità seduta 68 cm.
- Altezza seduta 42 cm.
- Larghezza braccio 29 cm.
- Altezza braccio 70 cm.
- Cuscini seduta in poliuretano con materassina in piuma.
- Imbottitura fusto in poliuretano.
- Piedi rivestiti in pelle altezza 10 cm.
- Inserimento letto non possibile.
- Lavorazione Capitonné realizzata a mano.



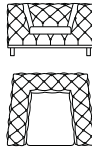
NOTES

- Dimensions: the first figure shows sizes in centimeters, the second in inches.
- Suggested pillows C11 and C12 (CUC 501B).
- For more pillows please check accessories price list.
- Metal legs height 11 cm - 4" 1/4 available in all Gamma customizing finishes.
- Corner pieces E01, E20 and S20/D20 are odd pieces and can be used with all above groups X - J - Y.
- For technical reasons, available only on those leathers not thicker than 0.06" (Club, Piuma, Burt, Maori and Nabuk) and only with standard stitching style.
- Geometric patterns fabric is not recommended.

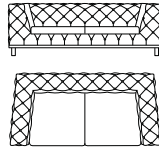
NOTE

- Dimensioni: la prima cifra indica i centimetri, la seconda cifra indica i pollici.
- Cuscini consigliati C11 e C12 (CUC 501B).
- Cuscini decorativi in diverse dimensioni e finiture vedi listino accessori.
- Piedi in metallo altezza 11 cm, disponibili in tutte le finiture Gamma.
- Gli elementi E01, E20 ed S20/D20 possono essere utilizzati indifferentemente con i gruppi X - J - Y.
- Disponibile solo in pelli con spessore massimo 1.6 (Club, Piuma, Burt, Maori e Nabuk) e solo con cucitura standard, per ragioni di fattibilità.
- Sconsigliato tessuto con disegni geometrici.

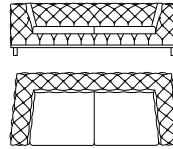
PNO
118 / 46"



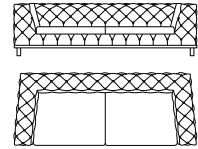
D2
216 / 85"



D2M
235 / 93"



D3
254 / 100"



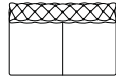
X

all items in group X have the same seat width / tutti gli elementi del gruppo X hanno lo stesso modulo di seduta

E22
79 / 31"



E24
158 / 62"



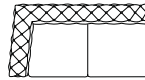
S23
108 / 43"



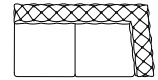
D23
108 / 43"



S21
187 / 74"



D21
187 / 74"



S25
133 / 52"



D25
133 / 52"



S29
108 / 43"



D29
108 / 43"

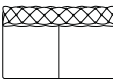


DEPTH 150 / 59"

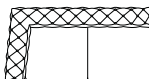
Y

all items in group Y have the same seat width / tutti gli elementi del gruppo Y hanno lo stesso modulo di seduta

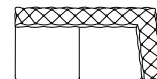
E14
177 / 70"



S02
206 / 81"



D02
206 / 81"



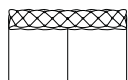
J

all items in group J have the same seat width / tutti gli elementi del gruppo J hanno lo stesso modulo di seduta

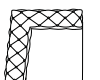
E11
98 / 39"



E15
196 / 77"



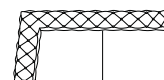
S13
127 / 50"



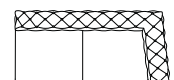
D13
127 / 50"



S03
225 / 89"



D03
225 / 89"



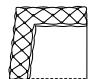
S17
152 / 60"



D17
152 / 60"



S31
127 / 50"



D31
127 / 50"

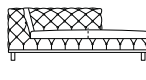


DEPTH 150 / 59"

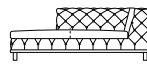
E01
98 / 39"



SCH
193 / 76"



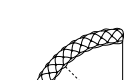
DCH
193 / 76"



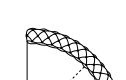
E20
163X163 / 64X64"



S20
163X219 / 64X86"



D20
163X219 / 64X86"



EV4
100X100XH.39 / 39X39XH.15"



EV2
138X60XH.39 / 54X24XH.15"



EVX
42X42XH.39 / 17X17XH.15"



C11 SUGGESTED PILLOW
50X50 / 20X20"



STITCHINGS
CUC 501B

C12 SUGGESTED PILLOW
60X60 / 24X24"



STITCHINGS
CUC 501B